

FOR BEAUTIFUL FLOWERS & PLANTS

gro your own

BLACK GOLD®



Black Gold® Natural & Organic Ultra Outdoor Planting Mix

- Natural & organic, OMRI Listed®
- High in organic matter to improve soil structure
- Formulated for garden and landscape planting
- Great for amending poor soil



www.blackgold.bz

Another quality brand from
sunGro
HORTICULTURE

How to Use Black Gold® Natural & Organic Ultra Outdoor Planting Mix


1 Garden Amendment:
Cover weed-free beds with 2 to 3 inches of amendment. Work it in deeply using a hand spade or rototiller and level the soil with a hand rake. For individual vegetable or flower plantings, amend holes as needed. (Use the chart below to calculate bags required for coverage.)




2 Tree and Shrub Planting:
Dig planting holes to the same depth and twice the width of the tree or shrub's root ball. Place the excavated soil aside, and incorporate Black Gold® Natural & Organic Ultra Outdoor Planting Mix at a 2:1 ratio. Level the root ball and backfill with amended soil, working it down to cover roots and remove air pockets. Keep excess soil away from the trunk. Trickle irrigate for 30 minutes.



3 Irrigation: Water new plants every few days, especially in the absence of rain. More water may be needed on hot, dry days.




4 Fertilization:
Plants benefit from a regular feeding program. Choose a fertilizer formulated for your plantings, and follow the manufacturer's application directions to determine quantity and frequency. Consult a local garden center specialist for additional growing tips.



We also offer free horticultural advice through our **Ask a Garden Expert** support service.

Learn more and discover expert how-to gardening videos, articles, newsletters and our dealer locator.



Sizes Available:
1.5 CF (50/pallet)

Ingredients: Bark, compost and Canadian sphagnum peat moss

sungro
HORTICULTURE
Our Expertise is Growing®
www.sungro.com