

FOR BEAUTIFUL FLOWERS & PLANTS

gro your own

BLACK GOLD®



Black Gold® Natural & Organic Just Coir







- Our processed, coconut coir is a natural soil amendment with high water-holding capacity
- We take the highest quality coir and reconstitute it into a user-friendly, ready-to-use growing amendment
- Coir has been shown to hold multiple times its own weight in water while maintaining high porosity and structure, and a near neutral pH
- OMRI Listed® for organic gardening



www.blackgold.bz

Another quality brand from
sungro
HORTICULTURE

How to Use Black Gold® Natural & Organic Just Coir

<p>1 Amend Garden Soil: Cover weed-free beds with 2 to 3 inches of amendment. Work it in deeply using a hand spade or rototiller and level the soil with a hard rake. For individual garden plantings, amend holes as needed.</p> 	<p>2 Amend Potting Mix: Increase the water-holding ability of your favorite potting mix by adding this amendment at a 1:3 ratio. Choose pots large enough to fit your plantings and support full growth. When transplanting, select a pot slightly larger than the old. It must have drainage holes and a bottom saucer to catch water. Cover large drainage holes with screen or a pebble layer for mix retention.</p> 	<p>3 Transfer: Carefully tip and remove a plant from its old container, keeping its root ball intact. If plants are pot-bound, gently loosen the roots for better soil-to-root contact.</p> 	<p>4 Planting: Add a layer of mix at the bottom of the new container, leaving space for plantings. Depth and amount needed will depend on pot and plant sizes. Center or place plants as desired, and fully cover the roots with fresh mix, leaving a 1-2-inch space at the top for watering. Gently press the mix down and brush excess away from stems or leaves.</p> 	<p>5 Watering & Feeding: Water plants until the bottom saucer is filled. Monitor soil-moisture levels, and water when soil feels dry down to a 1-2-inch depth. Feed plants regularly with a fertilizer formulated for the plantings. Follow manufacturer's recommendations.</p> 	<p>6 Growing Environment: Know the light, temperature, moisture, and humidity needs of your plants. Provide them with the best growing environment for their needs.</p> 
---	--	--	--	--	--

Visit www.blackgold.bz



We also offer free horticultural advice through our **Ask a Garden Expert** support service.

Learn more and discover expert how-to gardening videos, articles, newsletters and our dealer locator.



Sizes Available:
2.0 CF, 60 CF tote size*

Ingredients: Coconut coir

*Available in Western States only

sun gro
HORTICULTURE
Our Expertise is Growing®
www.sunagro.com